

MY FIRST GARDENING JOURNAL

Free Printable Plant Tracker for Kids



Start with a seed. Watch it grow. Record what you discover.

Plant Explorer:

Adapted from *My Gardening Guide & Log Book*
by Georges Fine
horizonlecture.com

Version v1.0 • 8.5×11 • Updated: 2026-05-12

My First Gardening Journal

© Georges Fine, 2026

All rights reserved.

This printable booklet is provided for personal and educational use only. You may download and print copies for home, classroom, homeschool group, or educational use, but you may not sell this PDF, upload it to other websites, share the file online, or redistribute it as part of any paid product without written permission from the author.

For permission requests, please contact:

contact@horizonlecture.com

First edition, 2026

Written and designed by Georges Fine, with Canva.

Disclaimer: This resource is designed for educational and recreational purposes only. Children should always be supervised during gardening and craft activities. The author cannot be held responsible for injuries, damages, or losses resulting from the use of the activities or gardening information in this booklet. Consult a local expert when handling unfamiliar plants, toxic plants, or insects, or if you are unsure whether a plant is safe.

For updates, free printables, and more gardening ideas for kids, visit:

www.horizonlecture.com

Gardening Journal Guide



Start Your Plant Story

Your Very Own Plant Diary: This tracker is a special place where you can write the name of your plant, whether it lives inside or outside, and all the big moments it has as it grows.



Symbols - Your Gardening Helpers

Look for these picture clues throughout your diary! They will help you know when to write down important dates, water your plant, and celebrate its growth:



This symbol means it's time to mark a special date



It's when you plant your seeds



After some time, your plant sprouts



And now, it's got true leaves



When you see this, measure how tall your plant has grown



Your plant got a first bud...



...first flower



Your plant produced seeds!



This reminds you to check if your plant needs water



Highest and lowest day temperatures



Circle the symbol that shows what the weather was like that day

Gardening Journal Guide



Daily Fun with Your Plant

Every Day with Your Plant: Each day, you can play detective with your plant. Did you water it? Was the sun shining or was it rainy? Write it all down!

Caring For My Plant!

	S	M	T	W	T	F	S
April 21	Water Drop	Water Drop	Water Drop	Water Drop	Water Drop	Water Drop	Water Drop
April 28	Water Drop	Water Drop	Water Drop	Water Drop	Water Drop	Water Drop	Water Drop
May 5	Water Drop	Water Drop	Water Drop	Water Drop	Water Drop	Water Drop	Water Drop
	Water Drop	Water Drop	Water Drop	Water Drop	Water Drop	Water Drop	Water Drop
	Water Drop	Water Drop	Water Drop	Water Drop	Water Drop	Water Drop	Water Drop
	Water Drop	Water Drop	Water Drop	Water Drop	Water Drop	Water Drop	Water Drop
	Water Drop	Water Drop	Water Drop	Water Drop	Water Drop	Water Drop	Water Drop
	Water Drop	Water Drop	Water Drop	Water Drop	Water Drop	Water Drop	Water Drop
	Water Drop	Water Drop	Water Drop	Water Drop	Water Drop	Water Drop	Water Drop
	Water Drop	Water Drop	Water Drop	Water Drop	Water Drop	Water Drop	Water Drop

Observing The Weather

	S	M	T	W	T	F	S
April 21	Sun	Sun	Sun	Sun	Sun	Sun	Sun
April 28	Sun	Sun	Sun	Sun	Sun	Sun	Sun
May 5	Sun	Sun	Sun	Sun	Sun	Sun	Sun
	Sun	Sun	Sun	Sun	Sun	Sun	Sun
	Sun	Sun	Sun	Sun	Sun	Sun	Sun
	Sun	Sun	Sun	Sun	Sun	Sun	Sun
	Sun	Sun	Sun	Sun	Sun	Sun	Sun
	Sun	Sun	Sun	Sun	Sun	Sun	Sun
	Sun	Sun	Sun	Sun	Sun	Sun	Sun
	Sun	Sun	Sun	Sun	Sun	Sun	Sun

Watch the Weather

Outdoor Plants: If your plant is growing outside, remember to note the weather. Was it sunny or cloudy? Did you notice any rain?

Temperature Tracker

How Warm or Cold Was It? If you can, find out the day's high and low temperatures and jot them down. It's like a weather diary for your plant!

Daily Temperatures

	S	M	T	W	T	F	S
April 21	72 / 50	73 / 48	69 / 47	62 / 45	68 / 47	74 / 48	
April 28							
May 5							

More Plants, More Fun!

Grow Your Garden: Want to take care of more than one plant or track your plants for more than one week? No problem! Print extra pages for each plant you grow and each week you want to record.

Ready, Set, Grow!

Are you excited to start? With a little bit of care and curiosity, you'll be a great plant buddy. Let's begin this green adventure!

A Wonderful Journey: from Seed to Bloom



Seeds sprout, grow roots, then bloom; flowers get pollinated by insects and create new seeds that spread to start anew.



Germination



Growth



Bloom



Seeds



Seed Spreading



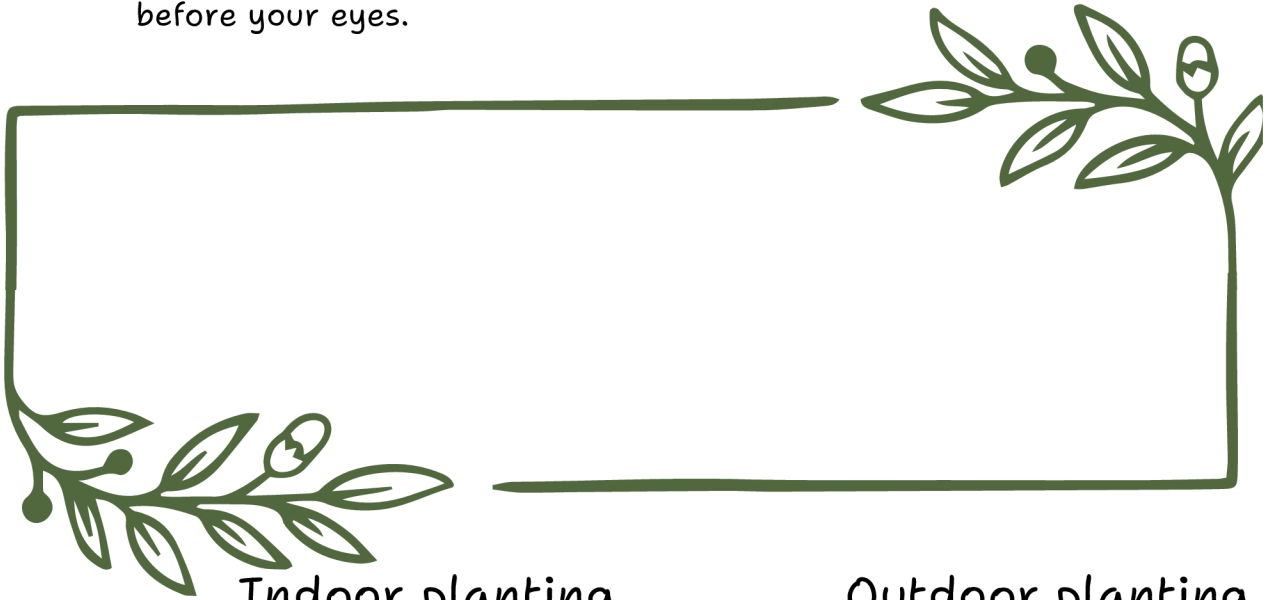
Pollination



Observing My Plant!




Use this page to record all the big moments for your plant, from the day it's planted until it grows flowers and even seeds! You'll see your plant's whole story unfold right before your eyes.




Indoor planting



Outdoor planting



Planting



Sprouted




First true leaves



2 inches



First flower bud



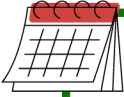
First flower



Seed stage



Caring for My Plant!




Plants need water to grow, just like you need water to play and run. Keep track of when you water your plant with this handy chart. Each drop of water you mark is like a drink for your plant!



	S	M	T	W	T	F	S
.....	💧	💧	💧	💧	💧	💧	💧
.....	💧	💧	💧	💧	💧	💧	💧
.....	💧	💧	💧	💧	💧	💧	💧
.....	💧	💧	💧	💧	💧	💧	💧
.....	💧	💧	💧	💧	💧	💧	💧
.....	💧	💧	💧	💧	💧	💧	💧
.....	💧	💧	💧	💧	💧	💧	💧
.....	💧	💧	💧	💧	💧	💧	💧
.....	💧	💧	💧	💧	💧	💧	💧
.....	💧	💧	💧	💧	💧	💧	💧
.....	💧	💧	💧	💧	💧	💧	💧
.....	💧	💧	💧	💧	💧	💧	💧

Weather Watching



If your plant is growing outside, the weather can make a big difference. Use this page to draw or note if it was sunny, rainy, or cloudy each day. It's like being a weather detective!



S M T W T F S

.....							
.....							
.....							
.....							
.....							
.....							
.....							
.....							
.....							
.....							
.....							
.....							
.....							
.....							
.....							
.....							
.....							
.....							
.....							
.....							
.....							
.....							
.....							
.....							
.....							
.....							
.....							
.....							
.....							
.....							
.....							
.....							
.....							
.....							
.....							
.....							
.....							
.....							
.....							
.....							
.....							
.....							
.....							
.....							
.....							
.....							
.....							
.....							
.....							
.....							
.....							
.....							
.....							
.....							
.....							
.....							
.....							
.....							
.....							
.....							
.....							
.....							
.....							
.....							
.....							
.....							
.....							
.....							
.....							
.....							
.....							
.....							
.....							
.....							
.....							
.....							
.....							
.....							
.....							
.....							
.....							
.....							
.....							
.....							
.....							
.....							
.....							
.....							
.....							
.....							
.....							
.....							
.....							
.....							
.....							
.....							
.....							
.....							
.....							
.....							
.....							
.....							
.....							
.....							
.....							
.....							
.....							
.....							
.....							
.....							
.....							
.....							
.....							
.....							
.....							
.....							
.....							
.....							
.....							
.....							
.....							
.....							
.....							
.....							
.....							
.....							
.....							
.....							
.....							



Daily Observations

Each day is a new chapter in your plant's life story. Use these lines to note anything new: measure how tall it is, count new leaves, buds and flowers, or draw what you see. Remember to date your notes and keep your handwriting neat, so you can track your plant's growth over time and see how much it has changed!



S

.....

.....

.....



M

.....

.....

.....



T

.....

.....

.....



W

.....

.....

.....



T

.....

.....

.....



F

.....

.....

.....



S



.....

.....

.....



Weekly Summary

At the end of each week, take a moment to reflect on the biggest changes. How has the sunny or rainy weather played a role in your plant's development? This is your space to draw your plant, paste a picture, or write a big highlight. It's like a snapshot of your plant's weekly journey!



A large rectangular area with a green border, containing a series of horizontal dotted lines for writing. A dashed line is at the top, followed by several solid dotted lines.

A large rectangular area with a green border, intended for drawing or pasting a picture of a plant. A red circle is located at the bottom right corner of this area.

Free Notes and Observations



A series of horizontal dotted lines for writing notes and observations.



More Gardening Adventures for Kids

If your child enjoyed these plant tracker, they'll love exploring these books too!

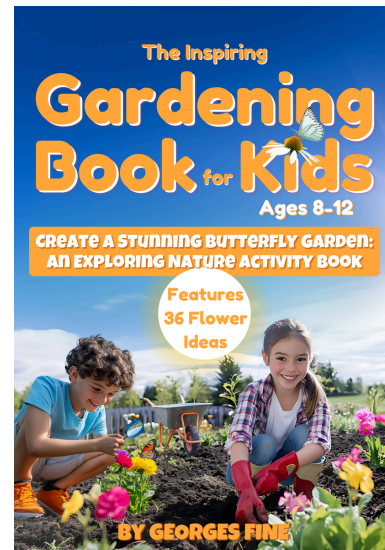
My Gardening Guide & Log Book (ages 8–12)



- A 13-week guided gardening and nature journal for kids.
- Fun pages to track seeds, sprouts, weather and visiting pollinators.
- Helps kids explore the plant life cycle and record projects like the lupin experiment.



The Inspiring Gardening Book for Kids (ages 8–12)



- Discover 36 kid-friendly flowers with photos and easy planting tips.
- Learn how flowers attract bees, butterflies and why gardening is good for our planet.
- Simple projects and ideas to create a pollinator-friendly garden from spring to autumn.

